



**AES** Australian  
EcoTech  
Solutions

1/123 Merrindale Drive  
Croydon South, Vic 3136.


03 8761 6734  
sales@ausecotech.com.au  
www.ausecotech.com.au













**Australian EcoTech Solutions would like to welcome you to our Wood lighting range**

**Formed in early 2014, Australian Eco-Tech Solutions Pty Ltd represents the combination of over 35 years' experience in the Electrical, Electronics and Construction sectors combined into a single operating group.**

**With a dedicated focus on the design, manufacture, delivery and ongoing support of LED Lighting Solutions for multiple market sector projects, AES continues to set new benchmarks in product quality and service.**

**Through applying the experience and expertise encompassed within the AES Group we continue to design unique solutions that can be applied to varied environments**

**AES has established an unsurpassed reputation for quality workmanship, integrity and reliability.**



# Index



**Wooden Linear Lamp**



**Wooden Conical Lamp**



**Wooden & Glass Lamp**



**Solid wood Lamp**



**Plywood Lamp**



**Wood Veneer Lamp**



**Wooden Wall Lamp**



**Wooden Table & Floor Lamp**









**Boorloo**  
**Wooden Linear Pendant Lamp**

AES-32-MYCP-MB

Material: Beech wood / Darkwalnut wood

Size: W60\*H50\*1300Lmm/1500Lmm/1800Lmm

Wattage: LED 20W /24W/28W







**Narrm**

**Wooden LED Ring Pendant Lamp**

AES-32-MYCP-RING



Material: Oak wood / Darkwalnut wood

Size: Dia 450 mm / 500mm /600mm /700mm /800mm

Wattage: LED 20W/ LED24W /LED 40W/LED 50W/LED 60W







**Tulay**  
**Wooden Linear Pendant Lamp**

AES-32-MYCP-DP

Material: Oak wood / Darkwalnut wood & metal bar

Size: W25\*H60\*1200mm/1500mm/1800mm

Wattage: LED 20W/ LED24W /LED 28W







**Shelter**  
**Wooden Linear Pendant Lamp**

AES-32-MYCP-SQ

Material: Beech wood/ Dark walnut wood

Size: W55\*H25\*1200mm/1500mm/1800mm

Wattage: LED 20W/ LED24W /LED 28W







**Raindrop  
Wooden Linear Pendant Lamp**

AES-32-MYCP-UT



Material: Beech wood/ Darkwalnut wood

Size: W45\*H80\*1200mm/1500mm/1800mm

Wattage: LED 20W/ LED24W /LED 28W







**Kubo**  
**Wooden Linear Pendant Lamp**


AES-32-MYCP-BC

Material: Beech wood/ Darkwalnut wood

Size: W40\*H60\*1200mm/1500mm/1800mm

Wattage: LED 20W/ LED24W /LED 28W





**Bangka**  
**Wooden Linear Pendant Lamp**

AES-32-MYCP-WP

Material: Ash wood / Darkwalnut wood

Size: W80\*H45\*1200Lmm/1500Lmm/1800Lmm

Wattage: LED 20W /24W/28W







**Kemland**  
**Wooden Linear Pendant Lamp**

AES-32-MYCP-SY


Material: Beech wood / Darkwalnut wood

Size: W70\*H40 \*1200Lmm/1500Lmm/1800Lmm

Wattage: LED 20W /24W/28W







**Tramezzino**  
**Wooden Linear Pendant Lamp**

AES-32-MYCP-EH

Material: Beech wood / Darkwalnut wood

Size: W80\*H100 \*1200Lmm/1500Lmm/1800Lmm

Wattage: LED 20W /24W/28W





**Rua**  
**Wooden Linear Pendant Lamp**

AES-32-MYCP-BDC

Material: Ash wood/ Darkwalnut wood & metal long bar

Size: W65\*H55\*1200Lmm/1500Lmm/1800Lmm

Wattage: LED 20W /24W/28W







**Loggen**  
**Wooden Linear Pendant Lamp**

AES-32-MYCP-ZH

Material: Beech wood / Darkwalnut wood  
Size:  $\phi 40$  \*1200Lmm/1500Lmm/1800Lmm  
Wattage: LED 20W /24W/28W









**Kanabera**

**Wooden Linear Pendant Lamp**

AES-32-MYCP-XTA

Material: Ash wood / Darkwalnut wood

Size:  $\phi$ 40\* L1200 / L1500/L1800 mm

Wattage: LED 20W /24W/28W





**Pole**

**Wooden Linear Pendant Lamp**

AES-32-MYCP-XTB


Material: Ash wood /Dark wood &Brass

Size:  $\phi$ 40\* L1200 / L1500/L1800 mm

Wattage: LED 20W /24W/30W







### **Florence**

#### **Wooden Linear Pendant Lamp-Oval**

AES-32-MYCP-XTC

Material: Ash wood / Dark wood


Size: W45\*H40\* L1200 / L1500/L1800 mm

Up light Wattage: 8W

Down light wattage: LED 20W /24W/28W







### **Parbola**

#### **Wooden Linear Pendant Lamp-Round**


AES-32-MYCP-YB

Material: Ash wood / Darkwalnut wood

Size:  $\phi$ 45\* L1200 / L1500/L1800 mm

Wattage: LED 20W / 24W / 28W





**Bourke**  
**Wooden Linear Pendant Lamp-Slim**

AES-32-MYCP-BT

Material: Ash wood / Darkwalnut wood

Size: W22\*H80\*1200Lmm/1500Lmm/1800Lmm

Wattage: LED 20W /24W/28W







**Torch**  
**Wooden Linear Pendant Lamp-Retangle**

AES-32-MYCP-XTD

Material: Ash wood / Darkwalnut wood  
Size: W34\*H40\*1200Lmm/1500Lmm/1800Lmm  
Wattage: LED 20W /24W/28W







**Baton**  
**Wooden Linear Pendant Lamp**

AES-32-MYCP-BDA

Material: Pine wood

Size: W40\*H50\*1200Lmm/1500Lmm/1800Lmm

Wattage: LED 20W /24W/28W





**Glimmer**  
**Wooden Linear Pendant Lamp**

AES-32-MYCP-YXT

Material: Beech wood / Darkwalnut wood  
Size: W40\*H55\*1200Lmm/1500Lmm/1800Lmm  
Wattage: LED 20W /24W/28W







**Pines**

**AES-32-MYCP-XBN-A**

Material: Pine wood

Size: W45\*H45\* 1200 /1500 /1800 Lmm

Wattage:LED 20W /24W/28W



**Pines**

**AES-32-MYCP-XBW-A**

Material: Pine wood stain walnut color

Size: W45\*H45\* 1200 /1500 /1800 Lmm

Wattage:LED 20W /24W/28W



**Pines**

**AES-32-MYCP-XBN-B**

Material: Pine wood

Size: W45\*H45\* 1200/ 1500 /1800 Lmm

Wattage: LED 20W /24W/28W



**Pines**

**AES-32-MYCP-XBW-B**


Material: Pine wood stain walnut color

Size: W45\*H45\* 1200 / 1500 /1800 Lmm

Wattage: LED 20W /24W/28W








**Rubibi**

**AES-32-MYCP-HBT**

Material: Ash wood

Size: 30\*60\*1200 Lmm  
/1500 Lmm / 1800 Lmm

Wattage: LED 20W /24W/28W



**Rubibi**

**AES-32-MYCP-HBT-2**

Material: Ash wood

Size: 30\*60\*1200 Lmm  
/1500 Lmm / 1800 Lmm

Wattage: LED 20W /24W/28W



**Rubibi**

**AES-32-MYCP-HBT-3**

Material: Ash wood

Size: 30\*60\*1200 Lmm  
/1500 Lmm / 1800 Lmm

Wattage: LED 20W /24W/28W





**Tear Drop**

**AES-32-MYCP-XTE**


Material: Ash wood & Metal/Walnut wood& Metal

Size:  $\phi$ 40\*1100Lmm

Wattage: LED 16W







**Montanha**


**AES-32-MYCP-BXT**

Material: Beech wood

Size: D50\* L 1200 / 1500 / 1800 mm

Wattage: LED 20W /24W/28W





**Cabana**

**AES-32-MYCP-BDW**

Material: Beech wood

Size: D60\* L 1200 / 1500 / 1800 mm

Wattage: LED 20W /24W/28W







**Techu**

**Conical Pendant Lamp**

**AES-32-MYCP-DLB**

Material: Oak wood / Darkwalnut wood

Wattage: E27 60 W

Size: S: 250\*175 Hmm

M: 330\*250 Hmm

L: 450\*350 Hmm

XL: 610\*500 Hmm





**Tralice**

**Conical Pendant Lamp**

**AES-32-MYCP-DLBA**

Material: Oak wood / Darkwalnut wood

Wattage: E27 60 W

Size: S: 250\*175 Hmm

M: 330\*250 Hmm

L: 450\*350 Hmm

XL: 610\*500 Hmm







**A**



**B**



**C**



**D**

**Tersbu**

**Adjustable Conical Pendant Lamp-4 layers shade**

**AES-32-MYCP-XFB**

Material: Oak wood / Darkwalnut wood

Wattage: E27 60 W

Size: 330\*220 Hmm



Cohar



AES-32-MYCP-DLBO-A



AES-32-MYCP-DLBO-B



AES-32-MYCP-DLBO-C



AES-32-MYCP-DLBO-D



AES-32-MYCP-DLBO-E



AES-32-MYCP-DLBO-F







**AES-32-MYCP-DLBO-G**



**AES-32-MYCP-DLBO-H**



**MYCP-DLBM-A**

**Hive**



**MYCP-DLBM-B**





**Ritman**  
**Flat LED Pendant Lamp**  
**AES-32-MYCP-DCBP**

Material: Oak wood / Darkwalnut wood

Metal & LED &rylic diffuser

Size: 420\*80Hmm

510\*80Hmm

610\*80Hmm

Wattage: LED 35W / 40W / 50W

XL: 610\*500 Hmm







**Amasis**

**Flat LED Pendant Lamp with Brass tube**

**AES-32-MYCP-DLBP**

Material: Oak wood / Darkwalnut wood

Metal & LED & Arylic diffuser & Brass tube

Size: 270\*180Hmm

330\*180Hmm

Wattage: LED 20W / 25W





**Kali**

**Flat LED Ceiling Lamp**

**AES-32-MYCC-DLBT**

Material: Oak wood / Darkwalnut wood

Metal & LED & Arylic diffuser & Brass tube

Size: 270\*80Hmm / 330\*80Hmm / 420\*80Hmm / 510\*80Hmm / 610\*80Hmm

Wattage: LED 20W / 25W / 35W / 40W / 50W







**A**



**B**



**C**

**Winchope  
Moonlight Pendant Lamp**

**MYCP-WY**

Material: Oak wood / Darkwalnut wood

with round glass D150mm

Size: A:400\*400Hmm

B:500\*400Hmm

C:300\*400Hmm

Wattage: E27 60W







**Bleree**

**Wood & Jade Glass Pendant Lamp**

**AES-32-MYCP-BY**

Material: Oak wood / Darkwalnut wood & Glass

Size: 360\*180Hmm

Wattage: E27 60W







**Gabar**

**Saturn Pendant Lamp**

**AES-32-MYCP-SRN**

Material: Oak wood / Darkwalnut wood

Glass& brass

Size: 260\*200Hmm

Wattage: E27 60W





**Quaca**  
**Chestnut Pendant Lamp**

**AES-32-MYCP-Nut**

Material: Beech wood & Glass

Size: A: 100\*250 Hmm

Wattage: GU10 / E27



**Quaca2**  
**Chestnut Pendant Lamp**

**AES-32-MYCP-Nut**

Material: Beech wood & Glass

Size: B: 200\* 230 Hmm

Wattage: GU10 / E27







**A**



**B**



**C**



**D**

**Mouwa  
Candy Cup Pendant Lamp**

**AES-32-MYCP-CAP-A**

Material: Beech wood & Glass

Size: A: 200\*240 Hmm

B: 300\* 250 Hmm

C: 300\*230 Hmm

D: 200\*410 Hmm

Wattage: GU10 / E27





**Wyong**

**Macth Pendant Lamp**

AES-32-MYCP-Macth

Material: Ash wood / Darkwalnut wood

Glass

Size: S: 80\*230 Hmm

L: 80\* 380 Hmm

Wattage: G9 6W







**Daken**

**Pudding Pendant**

**AES-32-MYCP-PUD**

Material: Oak wood / Darkwalnut wood  
Glass & Brass

Size: A: 260\*190 Hmm/B: 300\* 190 Hmm  
Wattage: E27 40W





### **Marsh**

#### **AES-32-MYCP-PQ(5H)**

Material: Oak wood / Darkwalnut wood  
Glass & Brass

Size: 3 heads:W 560\* 550 Hmm

5 heads: W760\* 550 Hmm

Wattage: E27 40W

### **Maine**

#### **AES-32-MYCP-PD**

Material: Oak wood / Darkwalnut wood  
Glass & Brass

Size: 5 heads:W 1060\* 190 Hmm

Wattage: E27 40W







**Neekie**

**Curved handle Pendant /Wall Lamp**

**AES-32-MYCP-XRW**

Material: Oak wood

Size: 85\*115\*130Hmm

Wattage: GU10 6W







**Bool**

**AES-32-MYCP-RL**

Material: Ash wood

Size: 210\*250Hmm

Wattage:E27 60W







**Mansfield**

**AES-32-MYCP-MPP**

Material : WOOD VENEER

Size: 450\*300H mm

Wattage: E27 60W





**Laide**  
**AES-32-MYCP-TKUI**  
Material: Rubber wood  
Size: D 216\* 210 Hmm  
Wattage: E27 40W



**Borla**  
**AES-32-MYCP-FH**  
Material: Rubber wood  
Size: D 270 \* 190 Hmm  
Wattage: E27 40W



**Dudal**  
**AES-32-MYCP-TG**  
Material: Rubber wood  
Size: D 300\* 270 Hmm  
Wattage: E27 40W



**Raymond**  
**AES-32-MYCP-HB**  
Material: Ash wood  
Size: D 140\* 170 Hmm  
Wattage: E27 40W







## **Yass**

### **Coins Pendant**

#### **AES-32-MYCP-FDHL**

Material: Ash / Darkwalnut wood

Size: S: 200\*350 Hmm

M: 260\*380 Hmm

Wattage: LED 12 W/ 14 W







**Bell**  
**AES-32-MYCP-YQ**  
Material: Ash wood  
Size: D 110 mm  
Wattage: GU10 6W



**Bell Black**  
**AES-32-MYCP-YQ-BK**  
Material: Ash wood  
Size: D 110 mm  
Wattage: GU10 6W



**Hue**  
**AES-32-MYCP-YZ**  
Material: Ash wood  
Size: D80 \* 130 mm  
Wattage: GU10 6W



**Hue Black**  
**AES-32-MYCP-YZ-B**  
Material: Ash wood  
Size: D80 \* 130 mm  
Wattage: GU10 6W







**Bluff**  
**AES-32-MYCP-PD-S**  
Material: Ash wood  
Size: D100 \* 150Hmm  
Wattage: GU10 6W



**Bluff Black**  
**AES-32-MYCP-PD-S-BK**  
Material: Ash wood  
Size: D100 \* 150Hmm  
Wattage: GU10 6W



**Bluff 2**  
**AES-32-MYCP-PD-L**  
Material: Ash wood  
Size: D100 \* 250Hmm  
Wattage: GU10 6W



**Bluff 2 Black**  
**AES-32-MYCP-PD-L-B**  
Material: Ash wood  
Size: D100 \* 250Hmm  
Wattage: GU10 6W





**Grand**

**AES-32-MYCP-FL-1**

Material: Ash wood  
Size: 60\*60\*300 Hmm  
Wattage: LED 3W



**Grand 3**

**AES-32-MYCP-FL-3**

Material: Ash wood  
Size: 60\*60\*300 Hmm\*3  
Wattage: LED 3W\*3  
Wattage: LED 5W



**Grand 5**

**AES-32-MYCP-FL-5**

Material: Ash wood  
Size: 60\*60\*300 Hmm\*5  
Wattage: LED 3W\*5

Wattage: LED 5W







**Steshi**

**AES-32-MYCP-HTM-A**

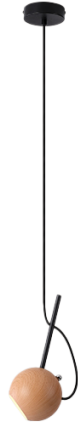
Material: Ash wood  
Size: S: 80 \* 130 Hmm  
L: 100\* 150 Hmm  
Wattage: GU10 6W



**Steshi B**

**AES-32-MYCP-HTM-B**

Material: Ash wood  
Size: S: 80 \* 130 Hmm  
L: 100\* 150 Hmm  
Wattage: GU10 6W



**Wilkes**

**AES-32-MYCP-HTM-C**

Material: Ash wood  
Size: S: 80 \* 130 Hmm  
L: 100\* 150 Hmm  
Wattage: GU10 6W



**Wilkes 2**

**AES-32-MYCP-HTM-D**

Material: Ash wood  
Size: S: 80 \* 130 Hmm  
L: 100\* 150 Hmm  
Wattage: GU10 6W





**Pache A**  
**AES-32-MYCP-ZSA**  
Material: Ash wood  
Size: 550 \* 460 Hmm  
Wattage: E27 60W



**Pache B**  
**AES-32-MYCP-ZSB**  
Material: Ash wood  
Size: 400 \* 600 Hmm  
Wattage: E27 60W



**Pache C**  
**AES-32-MYCP-ZSC**  
Material: Ash wood  
Size: 600 \* 200 Hmm  
Wattage: E27 60W



**Molom**  
**AES-32-MYCP-FM**  
Material: Ash wood  
Size: 380 \* 650 Hmm  
Wattage: E27 60W







**Skaron**

**AES-32-MYCP-FL**

Material: Ash wood  
Size: 300\*300\* 300Hmm  
Wattage: E27 60W



**Annea**

**AES-32-MYCP-YS-A**

Material: Ash wood  
Size: 380 \* 380Hmm  
Wattage: E27 60W



**Anneb**

**AES-32-MYCP-YS-B**

Material: Ash wood  
Size: 400 Hmm  
600 Hmm  
Wattage: E27 60W



**Kagon**

**AES-32-MYCP-ZQ**

Material: Ash wood  
Size: 400 Hmm  
600 Hmm  
Wattage: E27 60W





**Rida**

**GEM Pendant Lamp**

**AES-32-MYCP-YT**

Material: Darkwalnut wood

Size: S: 170 \* 150 Hmm

L: 220\* 250 Hmm

Wattage: E27 60W







**Bateman A**

**AES-32-MYCP-XHLA**

Material: Ply wood

Size: 250\* 270 Hmm

Wattage: E27 60W



**Bateman B**

**AES-32-MYCP-XHLB**

Material: Ply wood

Size: 200\* 320 Hmm

Wattage: E27 60W



**Bateman C**

**AES-32-MYCP-XHLC**

Material: Ply wood

Size: 200\* 270 Hmm

Wattage: E27 60W





**Scone 10**

**AES-32-MYCP-QQ-S**

Material: Ply wood

Size: D 435 mm

10 Rings

Wattage: E27 60W



**Scone 13**

**AES-32-MYCP-QQ-M**

Material: Ply wood

Size: D 500 mm

13 Rings

Wattage: E27 60W



**Scone 18**

**AES-32-MYCP-QQ-L**

Material: Ply wood

Size: D 590 mm

18 Rings

Wattage: E27 60W







**Windsor**

**AES-32-MYCP-XFD**

Material: Ply wood  
Size: D 450\*190 Hmm  
D 480\*235Hmm  
Wattage: E27 60W



**Windsor Black**

**AES-32-MYCP-XFD-BK**

Material: Ply wood  
Size: D 450\*190 Hmm  
D 480\*235Hmm  
Wattage: E27 60W



**Pear**

**AES-32-MYCP-HL**

Material: Ply wood  
Size: D 310\*450 Hmm/D 380\*550Hmm  
Wattage: E27 60W



**Pear Black**

**AES-32-MYCP-HL-BK**

Material: Ply wood  
Size: D 310\*450 Hmm/ D 380\*550Hmm  
Wattage: E27 60W



**Katoomba**

**AES-32-MYCP-XTM**

Material: Ply wood  
Size: D 330\*275 Hmm  
D 450\*345 Hmm  
D 550\*430 Hmm  
Wattage: E27 60W



**Katoomba Black**

**AES-32-MYCP-XTMBK**

Material: Ply wood  
Size: D 330\*275 Hmm  
D 450\*345 Hmm  
D 550\*430 Hmm  
Wattage: E27 60W







**Grafton**

**AES-32-MYCP-HMB**

Material: Ply wood  
Size: D 450\*445 Hmm  
Wattage: E27 60W



**Gatton**

**AES-32-MYCP-DHM**

Material: Ply wood  
Size: D500\*450 mm  
Wattage: E27 60W



**Kiama**

**AES-32-MYCP-FD**

Material: Ply wood  
Size: D 360\*180 Hmm/D 580\*300 Hmm  
Wattage: E27 60W



**Clare**

**AES-32-MYCP-XHM**

Material: Ply wood  
Size: D 230\*220 Hmm/D 450\*420 Hmm  
Wattage: E27 60W



**Kwinana**

**AES-32-MYCP-HM**

Material: Ply wood  
Size: D 220\*230 Hmm  
D 350\*350 Hmm  
D 450\*450 Hmm  
Wattage: E27 60W



**Kwinana Black**

**AES-32-MYCP-HM-BK**

Material: Ply wood  
Size: D 220\*230 Hmm  
D 350\*350 Hmm  
D 450\*450 Hmm  
Wattage: E27 60W







**Weipa-W**

**AES-32-MYCP-SM**

Material: Plywood

Size: D 250\*310 Hmm

D 350\*450 Hmm

D 450\*580 Hmm

Wattage: E27 60W



**Weipa**

**AES-32-MYCP-SM**

Material: Plywood

Size: D 250\*310 Hmm

D 350\*450 Hmm

D 450\*580 Hmm

Wattage: E27 60W



**Burnie**

**AES-32-MYCP-MK**

Material: Plywood

Size: D 250\*450 Hmm

D 350\*630 Hmm

Wattage: E27 60W



**Burnie Black**

**AES-32-MYCP-MK**

Material: Plywood

Size: D 250\*450 Hmm

D 350\*630 Hmm

Wattage: E27 60W



**Cargel**

**AES-32-MYCP-XMK**

Material: Plywood

Size: D 200\*400 Hmm

D 300\*600 Hmm

Wattage: E27 60W



**Cargel Black**

**AES-32-MYCP-XMK**



Material: Plywood

Size: D 200\*400 Hmm

D 300\*600 Hmm

Wattage: E27 60W









**Alice**

**AES-32-MYCP-NG**

Material: Plywood  
Size: D 350\*210 Hmm  
D 420\*300 Hmm  
Wattage: E27 60W



**Jander**

**AES-32-MYCP-TM**

Material: Plywood  
Size: D 220\*180Hmm  
D 450\*280Hmm  
D 600\*380Hmm  
Wattage: E27 60W



**Leora**

**AES-32-MYCP-XY**

Material: Plywood  
Size: D 300 mm/D 450 mm  
Wattage: E27 60W



**Magnus**

**AES-32-MYCP-ND**

Material: Plywood  
Size: D 450\*210 Hmm/D 600\*280 Hmm  
Wattage: E27 60W



**Geland**

**AES-32-MYCP-DHM**

Material: Plywood  
Size: D 350\*320 / D 500\*450 / 1000\* 1200Hmm  
Wattage: E27 60W



**Geland**

**AES-32-MYCP-DHM-BK**

Material: Plywood  
Size: D 350\*320 / D 500\*450 / 1000\* 1200Hmm  
Wattage: E27 60W



## mycs B2B

—  
Modulare Lösungen und  
Maßanfertigungen  
Für Büros, Einzelhandel,  
Gastro und Privatkunden

Jetzt Innenarchitekten  
ansprechen!



**Bago**

**AES-32-MYCP-FC-A**

Material: Ply wood  
Size: D 360\*400 Hmm  
Wattage: E27 60W



**Bago 2**

**AES-32-MYCP-FC-A**

Material: Ply wood  
Size: D 360\*400 Hmm  
Wattage: E27 60W



**Bago 2 Black**

**AES-32-MYCP-FC-A-BK**

Material: Plywood stain black  
color  
Size: D 600\*300 Hmm  
Wattage: E27 60W







**Muvato**  
**AES-32-MYCP-WTE**

Material: Plywood Natural / Black

Size: D 400 / 500 / 600 mm

Wattage: E27 60W







**Silk**

**AES-32-MYCP-SLY**

Material : Customized plywood,natural / black

Size: D 400 \*250 Hmm

D 600 \*400 Hmm

D 800\* 500 Hmm

Wattage: LED 18 W / 24 W/ 30 W







**Vasri**

**AES-32-MYCP-SG**

Material : Plywood

Size: D 250 \*250 Hmm

D 400 \*400 Hmm

D 600\* 600 Hmm

Wattage: E27 60W



**Vasri 2**

**AES-32-MYCP-BL**

Material : Plywood

Size: D 300 \*270 Hmm

D 450 \*360 Hmm

D 600\* 470 Hmm



**Arael**

**AES-32-MYCP-BXSG**

Material : Plywood

Size: D 480 \*340 Hmm

Wattage: E27 60W



**Nako**

**AES-32-MYCP-DSG**

Material : Plywood

Size: D 300 \*400 Hmm

D 400 \*480 Hmm

Wattage: E27 60W







**Daland**  
**AES-32-MYCP-XH**



**Luthe**  
**AES-32-MYCP-FIC**



**Herve**  
**AES-32-MYCP-SDI**



**Herve 2**  
**AES-32-MYCP-DZ**



**Eclipse**  
**AES-32-MYCP-DQ**



**Dera**  
**AES-32-MYCP-YUL**







**Finhe**  
**Hand-made Veneer Lamp**

**AES-32- MYCP-MPD**

Material : WOOD VENEER

Size: Width 620 /720 mm

Wattage: E27 60W







**Lynia**

**Hand-made Veneer Lamp**

**AES-32-MYCP-MPF**

Material : WOOD VENEER

Size: D 400 \*250 Hmm

D 550 \*300 Hmm

D 700\* 400 Hmm

Wattage: E27 60W







**Caysee**

**Hand-made Veneer Lamp**

**AES-32-MYCP-MPM**

Material : WOOD VENEER

Size: D 450 \*350 Hmm

Wattage: E27 60W







**Costa**


**Hand-made Veneer Lamp**

**AES-32-MYCP-MPQ**

Material : WOOD VENEER

Size: D 300 /400/500mm

Wattage: E27 60W





**Nestan**

**AES-32-MYCW-YB-Ash**

Material: Ashwood & Brass  
Size: W 200\*150 Hmm  
Wattage: LED 8W



**Wemi**

**AES-32-MYCW-YC-Ash**

Material: Ashwood & Brass  
Size: W 200\*550 Hmm  
Wattage: LED 8W



**Nestan 2**

**AES-32-MYCW-YB-Walnut**

Material: Walnutwood & Brass  
Size: W 200\*150 Hmm  
Wattage: LED 8W Wattage: E27 60W



**Wemi 2**

**AES-32-MYCW-YC-Walnut**

Material: Ashwood & Brass  
Size: W 200\*550 Hmm  
Wattage: LED 8W



**Nestan 3**

**AES-32-MYCW-YB-Black**

Material: Ashwood & Brass  
Size: W 200\*150  
Wattage: LED 8W



**Wemi 3**

**AES-32-MYCW-YC-BK**

Material: Ashwood & Brass  
Size: W 200\*550 Hmm  
Wattage: LED 8W  
Wattage: E27 60W







**Stodor**  
**AES-32-MYCW-GH**  
Material: Ash wood  
Size: D 280\*40Hmm  
Wattage: E27 60W



## Tarma



### **AES-32-MYCW-PUD**

Material: Oak wood & glass & brass  
Size: D200mm  
Wattage: G9 6W



### **AES-32-MYCW-PUD**

Material: Walnut wood & glass & brass  
Size: D200mm  
Wattage: G9 6W



### **AES-32-MYCW-PUD**

Material: Oak wood stain black  
Size: D200mm  
Wattage: G9 6W







**Sland**

**AES-32-MYCW-BT**

Material: Ashwood & Metal  
Size: 30\*60\*500Hmm  
Wattage: LED 8W



**Sland**

**AES-32-MYCW-BT**

Material: Ashwood & Metal  
Size: 30\*60\*500Hmm  
Wattage: LED 8W



**Sland 2**

**AES-32-MYCW-XBN**

Material: Pine wood & Metal  
Size: 45\*45\*450 Lmm  
Wattage: LED 8W



**Sland 2**

**AES-32-MYCW-XBN**

Material: Pine wood & Metal  
Size: 45\*45\*450 Lmm  
Wattage: LED 8W



**Sland 3**

**AES-32-MYCW-XBW**

Material: Pine wood & Metal  
Size: 45\*45\*450 Lmm  
Wattage: LED 8W



**Sland 3**

**AES-32-MYCW-XBW**

Material: Pine wood & Metal  
Size: 45\*45\*450 Lmm  
Wattage: LED 8W  
Wattage: E27 60W







**Biani**

**AES-32-MYCW-YSL**

Material: Oak wood & Metal

Size: 130\*160\*1300 Hmm

Wattage: E27 60 W







**Neaba**

**AES-32-MYCW-BMG**

Material: Ash wood & Metal

Size: 100\*180\*1000Hmm

Wattage: G9 & GU10





**Niara**

**AES-32-MYCW-DBC-2**

Material: Oak wood & Brass

Size: 130\*160\*1600 Hmm

Wattage: E27 60 W\*2







**Thela**

**AES-32-MYCP-ZJF**

Material: Ashwood & Walnut

Size: W 150\*400 Hmm

Wattage: LED 12 W





**Remi**

**AES-32-MYCW-DLBW**

Material: Ash wood /Darkwalnut wood

Brass

Size: 170\*280 Hmm

Wattage:E27 40W

**Blic**

**AES-32-MYCW-DLBS**

Material: Ash wood /Darkwalnut

wood

Brass

Size: 170\*270\*330 Hmm

Wattage:E27 40W







**Zersu**  
**AES-32-MYCW-DLBC-Oak**



**Zersu 2**  
**AES-32-MYCW-DLBC-Walnut**



**Taira**  
**AES-32-MYCW-YZ**



**Tiara 2**  
**AES-32-MYCW-YQ**





**Tiara 3**  
**AES-32-MYCW-PDS**



**Tiara 4**  
**AES-32-MYCW-PDL**



**Nyame**  
**AES-32-MYCW-NUA**



**Nyame 2**  
**AES-32-MYCW-CAP**







**Siacaosa**  
**AES-32-MYCT-XFAN-WH**



**Siacaosa Tall**  
**AES-32-MYCT-XFAN-WH**



**Siacaosa Black**  
**AES-32-MYCT-XFAN-BK**



**Siacaosa Black Tall**  
**AES-32-MYCT-XFAN-BK**



**Meran**  
**AES-32-MYCT-MNK**



**Meran Tall**  
**AES-32-MYCT-MNK**







**Mayotte**  
AES-32-MYCT-MD



**Herand**  
AES-32-MYCT-DL-A




**Zana**  
AES-32-MYCT-XS



**Ruvimo**  
AES-32-MYCT-DL-B



**Tuco**  
AES-32-MYCT-SX



**Namchi**  
AES-32-MYCT-DL-C







**Coso**

**AES-32-MYCT-VA**

Material: Ashwood  
Size: D 385 \* 685 Hmm  
Wattage: E27 60W



**Coso Black**

**AES-32-MYCT-VA-BK**

Material: Ashwood  
Size: D 385 \* 685 Hmm  
Wattage: E27 60W



**Mauno**

**AES-32-MYCP-VB**

Material: Ashwood  
Size: D 385\* 685 Hmm  
Wattage: E27 60W



**Mauno Black**

**AES-32-MYCP-VB-BK**

Material: Ashwood  
Size: D 385\* 685 Hmm  
Wattage: E27 60W







**Mona**

**AES-32-MYCT-YYT**

Material: Ash wood & Glass/Fabric shade

Size: Table : D200mm \*550 Hmm

Floor : Fabric shade D 300mm \* 200 Hmm

Glass shade D 180mm

Wattage: E27 60W







**Mona Tall**

**AES-32-MYCD-YYD**

Material: Ash wood & Glass/Fabric shade

Size: Table : D300mm \*1350 Hmm

Floor : Fabric shade D 350mm \* 250 Hmm

Glass shade D 250mm

Wattage: E27 60W





**Aungo**

**AES-32-MYCD-XT-C-Oval**

Material: Oval wood / Walnut wood & Metal Basw

Size: 40\*45\*1200mm/1500mm

Wattage: LED 20W / LED 25 W







**Faza**  
**AES-32-MYCD-SH**

Material: Ashwood & Marble base  
Fabric shade

Size: D 550\*2150 Hmm

Wattage: E27 60W







**Dana**

**AES-32-MYCT-MZ**

Material: Ash wood & Fabric shade

Size: D400mm \*600 Hmm

Wattage: E27 60W

**Dana Tall**

**AES-32-MYCD-MZ**

Material: Ash wood & Fabric shade

Size: D 560mm \*1650 Hmm

Wattage: E27 60W







**Cosma**

**AES-32-MYCT-YAQ**

**AES-32-MYCD-YAQ**

Material: Ash wood & Fabric shade

Size: Table : D180mm \*680 Hmm

Floor : D 250mm \* 1530 Hmm


Wattage: E27 60W



**Sland**  
**AES-32-MYCT-XBN**



**Sland 2**  
**AES-32-MYCT-XBW**



**Sland Tall**  
**AES-32-MYCD-XBN**



**Sland 2 Tall**  
**AES-32-MYCD-SWN**



**Pugua**

**AES-32-MYCD-MLB**

Material: Ash wood & Fabric shade

Size: D 450 \*500\*1640 Hmm

Wattage: E27 60W



**Pugua 2**

**AES-32-MYCD-JC**

Material: Ash wood & Fabric shade

Size: D 450 \*500\*1600 Hmm

Wattage: E27 60W



**Pugua 3**

**AES-32-MYCD-XYH**

Material: Ash wood & Fabric shade

Size: D 450 \*1550 Hmm

Wattage: E27 60W



**Koka**

**AES-32-MYCD-BY**

Material: Ash wood & Adjustable Fabric shade

Size: D 385 \*1650 Hmm

Wattage: E27 60W





**Tirsey**

**AES-32-MYCD-MP**

Material: Ash wood & Veneer shade

Size: D 450 \*1450 Hmm

Wattage: E27 60W



**Naimu**

**AES-32-MYCD-AC**

Material: Ash wood & Aylic shade

Size: D 450 \*1450Hmm

Wattage: E27 60W



**Niamu 3**

**AES-32-MYCD-JX**

Material: Ash wood & Fabric shade

Size: D 600 \*1600 Hmm

Wattage: E27 60W



**Niamu 2**

**AES-32-MYCD-JX**

Material: Rattan shade & Ash wood

Size: D 600 \*1600 Hmm

Wattage: E27 60W



**Grora**  
**AES-32-MYCT-BLI**  
Material: Ash wood & Fabric shade  
Size: D 350 \* 650 Hmm  
Wattage: E27 60W



**Grora 2**  
**AES-32-MYCT-ZM**  
Material: Ash wood & Fabric shade  
Size: D 350 \* 650 Hmm  
Wattage: E27 60W



**Grora Tall**  
**AES-32-MYCD-BLI**  
Material: Ash wood & Fabric shade  
Size: D 450 \* 1650 Hmm  
Wattage: E27 60W



**Grora 2 Tall**  
**AES-32-MYCD-ZM**  
Material: Ash wood & Fabric shade  
Size: D 450 \* 1650 Hmm  
Wattage: E27 60W



**Grora 3**

**AES-32-MYCT-YH**

Material: Ash wood & Fabric shade

Size: D 350 \* 650 Hmm

Wattage: E27 60W




**Grora 4**

**AES-32-MYCT-FL**

Material: Ash wood & Fabric shade

Size: D 350 \* 650 Hmm

Wattage: E27 60W



**Grora 3 Tall**

**AES-32-MYCD-YH**

Material: Ash wood & Fabric shade

Size: D 450 \* 1650 Hmm

Wattage: E27 60W



**Grora 4 Tall**

**AES-32-MYCD-FL**

Material: Ash wood & Fabric shade

Size: D 450 \* 1650 Hmm

Wattage: E27 60W



**Grora 5**

**AES-32-MYCT-ZY**

Material: Ash wood & Fabric shade

Size: D 350 \* 650 Hmm

Wattage: E27 60W




**Grora 6**

**AES-32-MYCT-MG**

Material: Ash wood & Fabric shade

Size: D 350 \* 650 Hmm

Wattage: E27 60W



**Grora 5 Tall**

**AES-32-MYCD-ZY**

Material: Ash wood & Fabric shade

Size: D 450 \* 650 Hmm

Wattage: E27 60W



**Grora 6 Tall**

**AES-32-MYCD-MG**

Material: Ash wood & Fabric shade

Size: D 450 \* 1650 Hmm

Wattage: E27 60W





**Virso**

**AES-32-MYCT-SD**

Material: Ash wood & Fabric shade

Size: D 375 \* 590 Hmm

Wattage: E27 60W



**Siacu**

**AES-32-MYCT-LD**

Material: Ash wood & Fabric shade

Size: D 380 \* 635 Hmm

Wattage: E27 60W



**Virso Tall**

**AES-32-MYCD-SD**

Material: Ash wood & Fabric shade

Size: D 570 \* 1450 Hmm

Wattage: E27 60W



**Siacu Tall**

**AES-32-MYCD-LD**

Material: Ash wood & Fabric shade

Size: D 450 \* 1650 Hmm

Wattage: E27 60W



**Merrindale**

**AES-32-MYCT-ZS**

Material: Ash wood & Fabric shade

Size: 170 \* 275 \* 590 Hmm

Wattage: E27 60W



**Puco**

**AES-32-MYCT-LM**

Material: Ash wood & Fabric shade

Size: D 250 \* 650 Hmm

Wattage: E27 60W



**Merrindale Tall**

**AES-32-MYCD-ZS**

Material: Ash wood & Fabric shade

Size: 250\*450 \* 1620 Hmm

Wattage: E27 60W



**Puco Tall**

**AES-32-MYCD-LM**

Material: Ash wood & Fabric shade

Size: D 360 \* 1520 Hmm

Wattage: E27 60W



**Herno**

**AES-32-MYCT-HL**

Material: Ash wood & Fabric shade

Size: D 375 \* 610 Hmm

Wattage: E27 60W




**Geca**

**AES-32-MYCT-JM**

Material: Ash wood & Fabric shade

Size: D 380 \* 560 Hmm

Wattage: E27 60W



**Herno Tall**

**AES-32-MYCD-HL**

Material: Ash wood & Fabric shade

Size: D 375 \* 1630 Hmm

Wattage: E27 60W



**Geca Tall**

**AES-32-MYCD-JM**

Material: Ash wood & Fabric shade

Size: D 600 \* 1650 Hmm

Wattage: E27 60W

